

Being african, LLC Curriculum


Lesson7: Environment


Objective

1. To visualize and understand the physical environment


Hwε atenaεε nsosonoεε mfatoho mfonyim a edidiso yi.


Look at the different illustrations of the environment below.


	Eserε Ahabanmono	Grass Green
--	-------------------------	--------------------


	Mununkum Mununkum	Cloud Clouds
---	--------------------------	---------------------


	Dua	Tree
	Nnua	Trees
	Kwaeε	Forest
	Nkwaeε	Forests


	Bepɔ	Mountain
	Botan	Rock
	Abotan	Rocks


	Dɔteε	Soil
---	-------	------


	Owia	Sun
	εhann	Sunrise
	Owiatεε	Sunset


	<p>Osrane</p> <p>Ewriem</p>	<p>Moon</p> <p>Sky</p>
---	-----------------------------	------------------------


	<p>Asubontene</p> <p>Tene</p>	<p>River</p> <p>Flowing</p>
---	-------------------------------	-----------------------------


	<p>Osuo</p> <p>Eεpete</p>	<p>Rain</p> <p>Drizzle</p>
---	---------------------------	----------------------------

	<p>nsoroma</p> <p>Nnsoroma</p>	<p>Star</p> <p>Stars</p>
---	--------------------------------	--------------------------

	<p>Tokuro</p> <p>Tutu</p>	<p>Hole</p> <p>Dig</p>
---	---------------------------	------------------------

	<p>Ἐπο</p> <p>Nsuo</p> <p>nkyene suo</p>	<p>Sea</p> <p>Water</p> <p>Salty water</p>
---	--	--

	<p>Sukyerεma</p> <p>Awɔberε</p>	<p>Snow</p> <p>Winter</p>
--	---------------------------------	---------------------------

	<p>Kwantempɔn</p> <p>Mfuturo kwan</p>	<p>Road</p> <p>Dust road</p>
---	---------------------------------------	------------------------------