

BeingAfrican, LLC Curriculum


Lesson 4: Daily activities-Dressing/Nhyehyεho


Objective


- 1. To visualize and understand the different types of dressing**


Daadaa nhyehyεho. Daily dress up routine


Hwε mfatoho mfonin. Look at the following illustrations


	Ntaadeε Sensanhɔ ntaadeε	Clothes Hung clothes
--	-----------------------------	-------------------------


	Ekyε Nkyε Nhyehyeyε kyε	Hat Hats Stacked hats
---	-------------------------------	-----------------------------


	<p>Trɔsa</p> <p>Trɔsa</p> <p>Trɔsa y'abobɔ</p>	<p>Trouser</p> <p>Trousers</p> <p>Folded trousers</p>
---	--	---

	<p>Hyεεte</p> <p>Hyεεte</p> <p>Nsesanhɔ adeε</p>	<p>Shirt</p> <p>Shirt</p> <p>Hangers</p>
---	--	--

	<p>Abommu</p> <p>Nbommu</p>	<p>Belt</p> <p>Belts</p>
--	-----------------------------	--------------------------

	<p>Atadeε</p> <p>Ntaadeε</p>	<p>Dress</p> <p>Dresses</p>
---	------------------------------	-----------------------------

	<p>Kawa</p>	<p>Ring</p>
---	-------------	-------------

	<p>Asomadee</p>	<p>Earrings</p>
---	-----------------	-----------------

	<p>Mpaboa</p> <p>Mmpaboa</p>	<p>Shoe</p> <p>Shoes</p>
---	------------------------------	--------------------------