

Being african, LLC Curriculum


Lesson7: Environment


Objective


- 1. To visualize and understand the physical environment**
-


Lee nkowa di iche iche nke gburugburu ulo.


Look at the different illustrations of the environment below.


	Ahihia Ucha akwukwo ndu	Grass Green
--	--------------------------------	--------------------


	Igwe ojii Igwe ojii	Cloud Clouds
---	----------------------------	---------------------


	Osis	Tree
	Osi	Trees
	Oke ohia	Forest
	Oke ohia	Forests


	Ugwu	Mountain
	Nkuma	Rock
	Okwute	Rocks


	Ala	Soil
---	-----	------


	Anyanwu	Sun
	Owuwa anyanwu	Sunrise
	Ndida anyanwu	Sunset


	<p>Onwa</p> <p>Elu igwe</p>	<p>Moon</p> <p>Sky</p>
---	-----------------------------	------------------------


	<p>Iyi OR Osimiri</p> <p>Osiso</p>	<p>River</p> <p>Flowing</p>
---	------------------------------------	-----------------------------


	<p>Nmiri ozizo</p> <p>Ntapu</p>	<p>Rain</p> <p>Drizzle</p>
---	---------------------------------	----------------------------

	<p>Kpakpando</p> <p>Kpakpando</p>	<p>Star</p> <p>Stars</p>
---	-----------------------------------	--------------------------

	<p>Onu</p> <p>Gwu ihe</p>	<p>Hole</p> <p>Dig</p>
---	---------------------------	------------------------

	<p>Ike osimiri</p> <p>Nmiri</p> <p>Nmiri nnu</p>	<p>Sea</p> <p>Water</p> <p>Salty water</p>
---	--	--

	<p>Aku igwe</p> <p>Oge oyi</p>	<p>Snow</p> <p>Winter</p>
--	--------------------------------	---------------------------

	<p>Uzo</p> <p>Uzọ uzuzu</p>	<p>Road</p> <p>Dust road</p>
---	-----------------------------	------------------------------