

Being african, LLC Curriculum

Lesson 7: Environment


Objective


- 1. To visualize and understand the physical environment**
-

Bheka lemiboniso eveza imvelo ngezansi.


Look at the different illustrations of the environment below.


Bheka lemiboniso eveza imvelo ngezansi


	Utshani umbala oluhlaza	Grass Green
--	--------------------------------	--------------------


	Ifu Amafu	Cloud Clouds
---	------------------	---------------------


	Isihlahla	Tree
	Izihlahla	Trees
	Ihlathi	Forest
	Amahlathi	Forests


	Intaba	Mountain
	Itshe	Rock
	Amatshe	Rocks


	Inhlabathi	Soil
---	------------	------


	Ilanga	Sun
	Ukuphuma kwelanga	Sunrise
	ukushona kwelanga	Sunset


	<p>Inyanga</p> <p>Isibhakabhaka</p>	<p>Moon</p> <p>Sky</p>
---	-------------------------------------	------------------------


	<p>Umfula</p> <p>Ukugobhoza</p>	<p>River</p> <p>Flowing</p>
---	---------------------------------	-----------------------------


	<p>Imvula</p> <p>Umkhemezelo</p>	<p>Rain</p> <p>Drizzle</p>
---	----------------------------------	----------------------------

	<p>Inkanyezi</p> <p>Izinkanyezi</p>	<p>Stari</p> <p>Stars</p>
---	-------------------------------------	---------------------------

	<p>Umgodi</p> <p>Yimba</p>	<p>Hole</p> <p>Dig</p>
---	----------------------------	------------------------

	<p>Ulwandle</p> <p>Amanzi</p> <p>amanzi anosawoti</p>	<p>Sea</p> <p>Water</p> <p>Salty water</p>
---	---	--

	<p>Umkhemezelo weqwa</p> <p>Ubusika</p>	<p>Snow</p> <p>Winter</p>
--	---	---------------------------

	<p>Umgwaqo</p> <p>Uthuli lomgwaqo</p>	<p>Road</p> <p>Dust road</p>
---	---------------------------------------	------------------------------