

BeingAfrican, LLC Curriculum

Lesson 5: ewaka-Homestead

Objective

1. To understand and visualize the outlook of a basic village homestead
-

Table of content

Homestead elements

1. Akasisila-hut
2. efumbiro-Kitchen
 - a. Ebyomufumbiro-Kitchen items
3. ekinabiro-Bathroom
4. Toyi/emanju-Toilet
5. enimilo-garden vegetable
6. enimilo-vegetable garden


Akasisila - Hut



Efumbilo-Kitchen







kyooto-Cooking area

	<p>kyooto</p> <p>mulilo</p> <p>ensuwa</p> <p>enku</p>	<p>Cooking area</p> <p>Fire</p> <p>Pot</p> <p>Firewood</p>
---	---	--

Ebikozesebwa mufumbilo-Kitchen Items

			
ekikopo	ensuwa	ekigiiko	esowaani-plate
Cup	Pot	Wooden spoon	amasowani-plates

			
`akambe	obusiimula	ensuwa	ekigiiko
Obwaambe Knives	Table cloths	Clay pot for water	Flat wooden spoon

			
<p>emeza</p>	<p>entebbe</p>	<p>akatandalo</p>	<p>kabadda</p>
<p>Table</p>	<p>Chair</p>	<p>Drying rack</p>	<p>Cabinets</p>

Bathroom-Ekinabilo

			
<p style="text-align: center;">Toyi yebweeru</p>	<p style="text-align: center;">ebaafu</p>	<p style="text-align: center;">tawulo, Sabuni , ebizigo</p>	<p style="text-align: center;">Ebyokuzanyisa mu kinabilo</p>
<p style="text-align: center;">Outdoor Toilet</p>	<p style="text-align: center;">Dish or wash-basin</p>	<p style="text-align: center;">Towels, soap, lotion</p>	<p style="text-align: center;">Bath-tub, toys</p>

Enimiiro-Vegetable market



Enimiiro-Vegetable garden



Subsistence farming