

Being african, LLC Curriculum


Lesson 7: Environment


Objective


1. To visualize and understand the physical environment


Asesibuke imvelo kuletifombe ngaphansi.


Look at the different illustrations of the environment below.


	Tjani Luhlata	Grass Green
--	----------------------	--------------------


	Lifu Emafu	Cloud Clouds
---	-------------------	---------------------


	Sihlahla	Tree
	Tihlahla	Trees
	Lihlatsi	Forest
	Emahlatsi	Forests


	Intsaba	Mountain
	Litje	Rock
	Ematje	Rocks


	Umhlabatsi	Soil
---	------------	------


	Lilanga	Sun
	Kuphuma kwelilanga	Sunrise
	Kushona kwelilanga	Sunset


	<p>Inyeti</p> <p>Sibhakbhaka</p>	<p>Moon</p> <p>Sky</p>
---	----------------------------------	------------------------


	<p>Umfula</p> <p>Ayahamba</p>	<p>River</p> <p>Flowing</p>
---	-------------------------------	-----------------------------


	<p>Imvula</p> <p>Kukhema</p>	<p>Rain</p> <p>Drizzle</p>
---	------------------------------	----------------------------

	<p>Inkhanyeti/ Tinkhanyeti</p>	<p>Star</p> <p>Stars</p>
---	------------------------------------	--------------------------

	<p>Umgodzi</p> <p>Gubha</p>	<p>Hole</p> <p>Dig</p>
---	-----------------------------	------------------------

	<p>Lwandle</p> <p>Emanti</p> <p>Emanti aswayi</p>	<p>Sea</p> <p>Water</p> <p>Salty water</p>
---	---	--

	<p>Lichwa</p> <p>Lichwa</p>	<p>Snow</p> <p>Winter</p>
--	-----------------------------	---------------------------

	<p>Umgwaco</p> <p>Umgwaco</p>	<p>Road</p> <p>Dust road</p>
---	-------------------------------	------------------------------