

BeingAfrican, LLC Curriculum

Lesson 5: Umuzi-Homestead

Objective

- 1. To understand and visualize the outlook of a basic village homestead**
-

Table of content

1. Indlu-hut
2. Ikhithi-Kitchen
 - a. Ezekhitshini-Kitchen items
3. Indlu yokugezela-Bathroom
4. Insimu-garden vegetable
5. Ingadi-vegetable garden


Indlu-hut



Ekhitshini - Kitchen







Eziko-Cooking area

	<p>Eziko</p> <p>Umlilo</p> <p>Imbiza</p> <p>Inkuni</p>	<p>Cooking area</p> <p>Fire</p> <p>Pot</p> <p>Firewood</p>
--	--	--

Okwemkulwini (Izitsha zemkulwini)- Kitchen Items

			
Inkomitshi	Imbiza	Isipunu	Umganu-plate
Cup	Pot	Wooden spoon	Imiganu-plates

			
`Ingqamu-knife	Amalembu eTafula	Imbiza yo Daka	Uphini
Izingqamu-Knives	Table cloths	Clay pot for water	Flat wooden spoon

			
Itafula	Isihlalo	Indawo yokuwomisa	Ikhathii`
Table	Chair	Drying rack	Cabinets

Indlu yokugezela-Bhavha

			
<p>Isambuzi saphandle</p>	<p>Isitsha</p>	<p>Amathawulo, insipo, amafutha</p>	<p>Ibhavu, amathoyi</p>
<p>Outdoor Toilet</p>	<p>Dish or wash-basin</p>	<p>Towels, soap, lotion</p>	<p>Bath-tub, toys</p>

Emakethi-Vegetable market

Amagwili
Potatoes

Amatamatisi
Tomatoes

Imbambayila
Sweet potatoes

Ihanyanisi
Onions



Umbhida
Green
Vegetables

Amaqanda -Eggs

Ingadi-Vegetable garden



Subsistence farming