

## BeingAfrican, LLC Curriculum

### Lesson 5: Musha-Homestead

#### Objective

1. To understand and visualize the outlook of a basic village homestead
- 

#### Table of content

##### Musha Homestead elements

1. Imba-hut
2. Kicheni-Kitchen
  - a. Zvemukicheni-Kitchen items
3. Bhavha-Bathroom
4. Chimbuzi-Toilet
5. Musika-garden vegetable
6. Gadheni-vegetable garden


# Imba-hut



## KICHENI-KITCHEN



## Choto-Cooking area





	<p><b>Choto</b></p> <p><b>Moto</b></p> <p><b>Poto</b></p> <p><b>Huni</b></p>	<p><b>Cooking area</b></p> <p><b>Fire</b></p> <p><b>Pot</b></p> <p><b>Firewood</b></p>
---	--	--



## Zvemukicheni-Kitchen Items

			
Komichi	Poto	Mugwaku	Ndiro-plate
Cup	Pot	Wooden spoon	Ndiro-plates

			
`Banga-knife	Machira	Chirongo	Mugoti
Mapanga-Knives	Table cloths	Clay pot for water	Flat wooden spoon

			
<p>Tafura</p>	<p>Chigaro</p>	<p>Dara</p>	<p>Makabati`</p>
<p>Table</p>	<p>Chair</p>	<p>Drying rack</p>	<p>Cabinets</p>

## Bathroom-Bhavha

			
<p style="text-align: center;">Chimbuzi chepanze</p>	<p style="text-align: center;">Dhishi</p>	<p style="text-align: center;">Matauro, sipo, mafuta</p>	<p style="text-align: center;">Tabhu, matoyi</p>
<p style="text-align: center;">Outdoor Toilet</p>	<p style="text-align: center;">Dish or wash-basin</p>	<p style="text-align: center;">Towels, soap, lotion</p>	<p style="text-align: center;">Bath-tub, toys</p>

## Musika-Vegetable market





## Munda-Vegetable garden



**Subsistence farming**