

## BeingAfrican, LLC Curriculum

### Lesson 4: Daily activities-Dressing/Kupfeka


#### Objective


1. To visualize and understand the different types of dressing


---


**Kupfeka kwe mazuva ose. Daily dress up routine**


**Tarira mifananidzo inotevera. Look at the following illustrations**


	Hembe Hembe dziri pamahen'a	Clothes Hung clothes
--	--------------------------------	-------------------------

	Nguwani Nguwani Nguwani dzakaturikana	Hat Hats Stacked hats
---	---	-----------------------------


	<p>Bhurukwa</p> <p>Mabhurukwa</p> <p>Mabhurukwa akapetwa</p>	<p>Trouser</p> <p>Trousers</p> <p>Folded trousers</p>
---	--	---

	<p>Shati</p> <p>Mashati</p> <p>Mahen'a</p>	<p>Shirt</p> <p>Shirt</p> <p>Hangers</p>
---	--	--

	<p>Bhande</p> <p>Mabhande</p>	<p>Belt</p> <p>Belts</p>
--	-------------------------------	--------------------------

	<p>Rokwe</p> <p>Marokwe</p>	<p>Dress</p> <p>Dresses</p>
---	-----------------------------	-----------------------------

	<p>Mhete</p>	<p>Ring</p>
---	--------------	-------------

	<p>Mhete dzemunzeve</p>	<p>Earrings</p>
---	-------------------------	-----------------

	<p>Shangu</p> <p>Shangu</p>	<p>Shoe</p> <p>Shoes</p>
---	-----------------------------	--------------------------