

BeingAfrican, LLC Curriculum


Pre-lesson 4: Daily activities- Dressing/ Kapari


Objective


- 1. To visualize and understand the different types of dressing**


Kapari ya 'tsatsi le letsatsi. Daily dress up routine


Ela tlhoko ditshwantsho tse di latelang. Look at the following illustrations


	Diaparo Diaparo tse di kgwageditsweng	Clothes Hung clothes
--	--	-----------------------------


	Thoro/ Hutshe Dithoro/ Dihutshe Dithoro/ Dihutshe tse di tlhatlaganeng	Hat Hats Stacked hats
---	--	-------------------------------------


	<p>Borokgwe</p> <p>Marokgwe</p> <p>Marokgwe a a menagantsweng</p>	<p>Trouser</p> <p>Trousers</p> <p>Folded trousers</p>
---	---	---

	<p>Hempe</p> <p>Dihempe</p> <p>Dikgwage</p>	<p>Shirt</p> <p>Shirts</p> <p>Hangers</p>
---	---	---

	<p>Lebante</p> <p>Dipante</p>	<p>Belt</p> <p>Belts</p>
--	-------------------------------	--------------------------

	<p>Mosese</p> <p>Mesese</p>	<p>Dress</p> <p>Dresses</p>
---	-----------------------------	-----------------------------

	<p>Mohitshwana/ palamonwana</p>	<p>Ring</p>
---	---------------------------------	-------------

	<p>Manyena/ Malengana</p>	<p>Earrings</p>
---	---------------------------	-----------------

	<p>Setlhako Ditlhako</p>	<p>Shoe Shoes</p>
---	------------------------------	-----------------------

